

# WELCOME TO CEAD SMART UNIVERSITY

This little tutorial helps you For Connecting CEAD SMART UNVIERSITY WiFi

## Connect to WiFi > [ CEAD Smart University ]

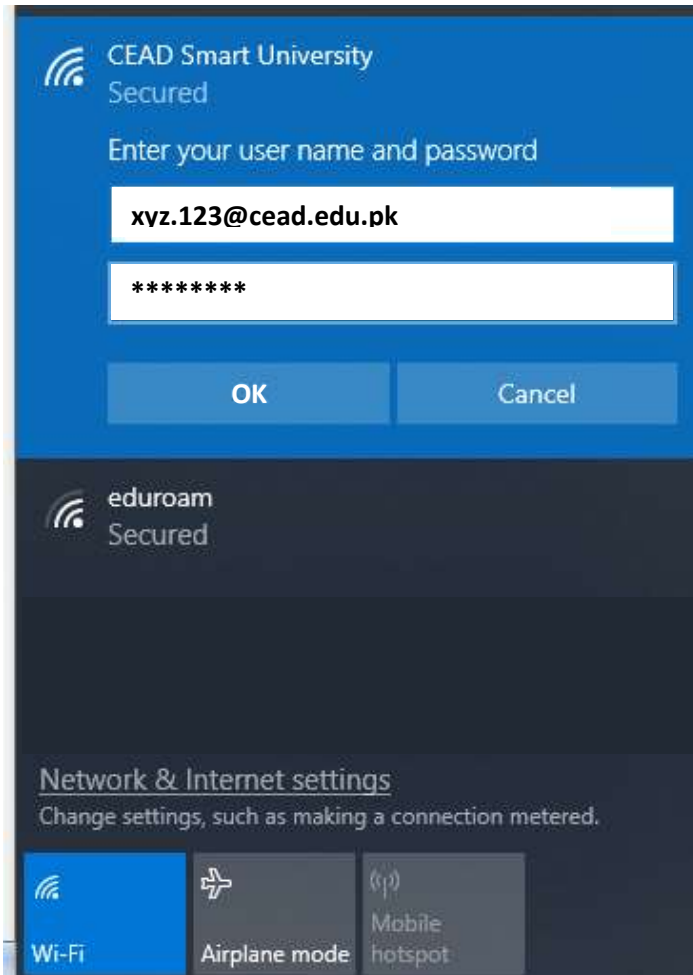
**Note: before connecting WiFi on your cell phone you have to connect first your Laptop or PC supported operating systems i.e: Windows 8, 8.1, 10 & OSX10 or above for changing the default password, given by System Administration (I.T Section) from Administration Building or your concerned department representatives (Faculty Member, Office Assistant or Clerk)**

Enter your Username and Password:

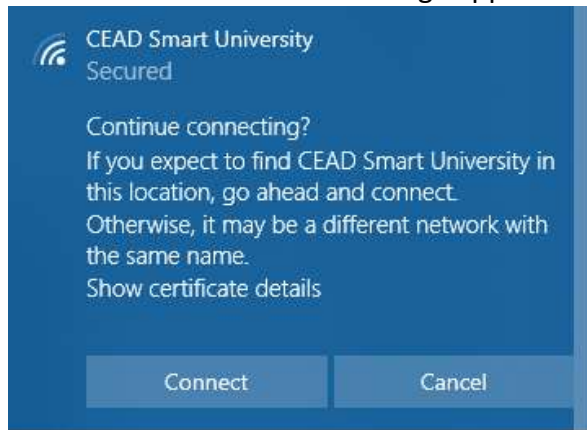
User Name > xyz.123@cead.edu.pk

Password > wxyz@123

Then Click OK (see image)



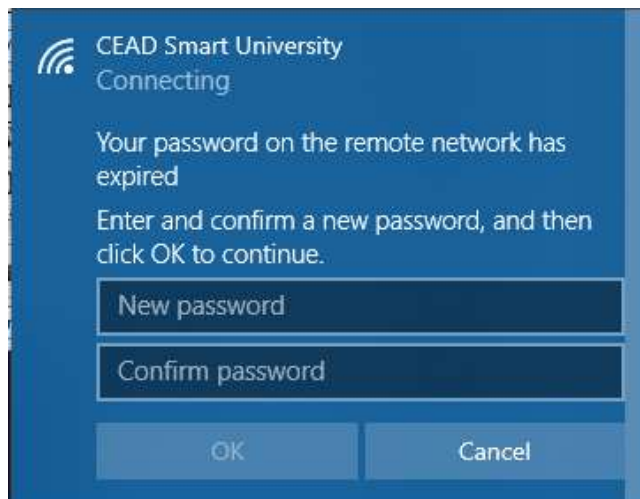
After that a confirmation message appears then click on **Connect**



Then again a window appears and says (***You password on the remote network has expired***)

You can change your password and remember it for future. (must be 8 characters length). After this process you can connect your cell phone now.

Note: **eduroam** WiFi is a gift from HEC for those who are visiting other Cities and Universities of Pakistan where HEC Smart University project is already running. Use your same username & password and connect to [ **eduroam** ]



For any query and information don't hesitate to contact.

**Arshad Ali**  
System Administrator  
03313540323

**THANK YOU**